



## **Connecting with friends and family on FaceTime**

### **Contents**

What is FaceTime .....	2
How to set up an account.....	2
How to contact friends and family .....	5



what

## What is FaceTime

FaceTime is owned by Apple and it lets people with iPhones, iPads, and Macs make easy video calls to one another. It doesn't cost anything you will just need to make sure that you have internet.



how

## How to set up an account

### Useful tip!

When setting up your account ask someone you **trust** to help you go through the steps.

This could be someone that is part of your **circle of support**

### Step 1:

Go to your **settings** on the phone and click '**FaceTime**'.



phone

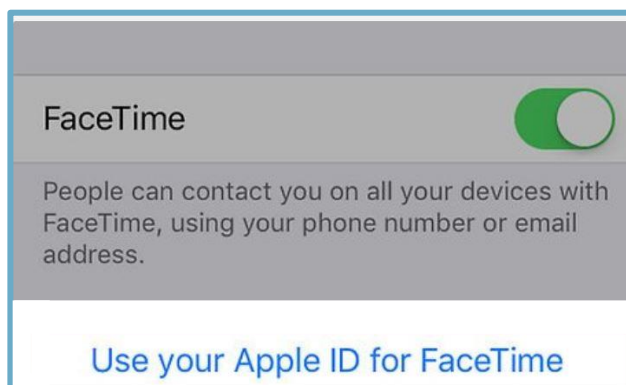


### Step 2:

Click the '**Use your Apple ID for FaceTime**'.



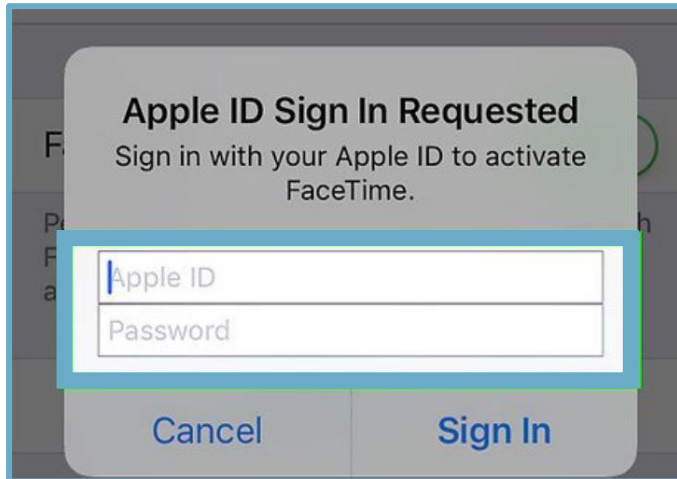
click



### Step 3:



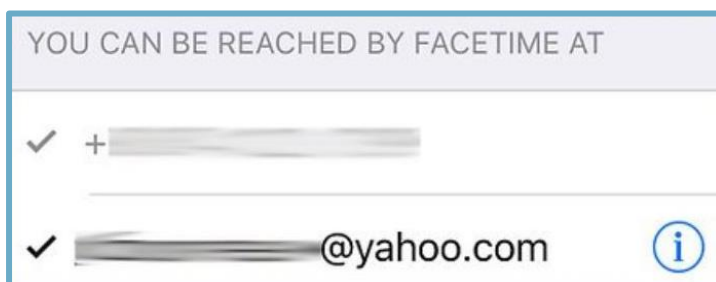
Use your **Apple ID** and **password** to sign in.




### Step 4:



**Check** that your **details are correct**.



### Step 5:

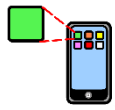


Go to settings and into FaceTime and make sure it's **enabled**. It will look like the picture below if it is.

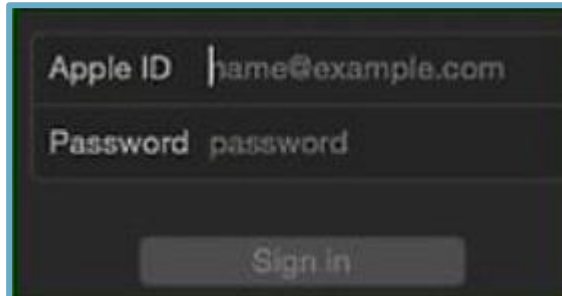


Step 6:

Open the FaceTime app on your phone and enter your **Apple ID** and **password**.



app

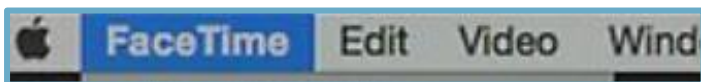


Step 7:

Then click **FaceTime** and go to **preferences**.



preference


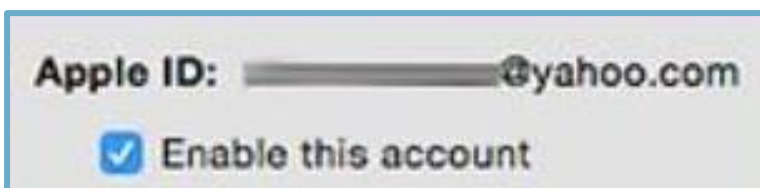


Step 8:

When you go into **preferences** make sure you **tick the enable this account** and **tick how you would like to be contacted**.



tick



You have now created your FaceTime account



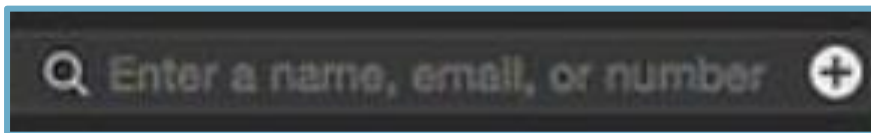
how



name

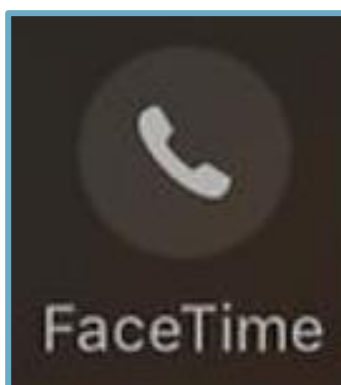
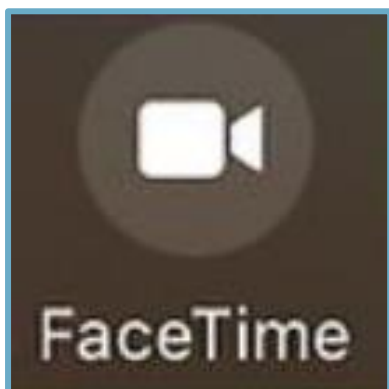
## How to contact friends and family

Enter the person's **name**, **email** or **phone number** for who you want to **contact**.



phone

Once you have the contact you want to FaceTime you can choose whether to have a **video call** or a **phone call**.



To **mute your microphone**, click this icon, then click it again to **unmute**.

